

# **Prizm Content Connect for Documentum Installation Guide for Windows**

Version 7.0

Published October 2012

Accusoft believes the information in this publication is accurate as of its publication date. The information is subject to change without notice.

THE INFORMATION IN THIS PUBLICATION IS PROVIDED AS IS. WE MAKES NO REPRESENTATIONS

OR WARRANTIES OF ANY KIND WITH RESPECT TO THE INFORMATION IN THIS PUBLICATION, AND SPECIFICALLY DISCLAIMS IMPLIED WARRANTIES OF MERCHANTABILITY OR FITNESS FOR A PARTICULAR PURPOSE.

Use, copying, and distribution of any software described in this publication requires an applicable software license.

For the most up-to-date listing of product names, see [www.accusoft.com](http://www.accusoft.com).

All other trademarks used herein are the property of their respective owners.

# 1 Attributions, Notices & Copyrights

Apache PDFBox (<http://pdfbox.apache.org/>)  
Copyright 2002-2010 The Apache Software Foundation  
Download: <http://pdfbox.apache.org/download.html>  
License: <http://www.apache.org/licenses/LICENSE-2.0>

Apache FontBox (<http://pdfbox.apache.org/>)  
Copyright 2008-2010 The Apache Software Foundation  
Download: <http://pdfbox.apache.org/download.html>  
License: <http://www.apache.org/licenses/LICENSE-2.0>

Apache JempBox (<http://pdfbox.apache.org/>)  
Copyright 2008-2010 The Apache Software Foundation  
Download: <http://pdfbox.apache.org/download.html>  
License: <http://www.apache.org/licenses/LICENSE-2.0>

Apache POI (<http://poi.apache.org/>)  
Copyright 2001-2007 The Apache Software Foundation  
Download: <http://www.apache.org/dyn/closer.cgi/poi/>  
License: <http://www.apache.org/licenses/LICENSE-2.0>

Apache Commons FileUpload (<http://commons.apache.org/fileupload/>)  
Copyright 2002-2008 The Apache Software Foundation  
Download: [http://commons.apache.org/fileupload/download\\_fileupload.cgi](http://commons.apache.org/fileupload/download_fileupload.cgi)  
License: <http://www.apache.org/licenses/LICENSE-2.0>

Apache Commons IO (<http://commons.apache.org/io/>)  
Copyright 2001-2008 The Apache Software Foundation  
Download: [http://commons.apache.org/io/download\\_io.cgi](http://commons.apache.org/io/download_io.cgi)  
License: <http://www.apache.org/licenses/LICENSE-2.0>

Apache Commons Lang (<http://commons.apache.org/lang/>)  
Copyright 2001-2010 The Apache Software Foundation  
Download: [http://commons.apache.org/lang/download\\_lang.cgi](http://commons.apache.org/lang/download_lang.cgi)  
License: <http://www.apache.org/licenses/LICENSE-2.0>

Apache Commons Logging (<http://commons.apache.org/logging/>)  
Copyright 2003-2007 The Apache Software Foundation  
Download: [http://commons.apache.org/logging/download\\_logging.cgi](http://commons.apache.org/logging/download_logging.cgi)  
License: <http://www.apache.org/licenses/LICENSE-2.0>

Apache JAMES Mime4j (<http://james.apache.org/mime4j/>)  
Copyright (c) 2004-2010 The Apache Software Foundation  
Download: <http://james.apache.org/download.cgi>  
License: <http://www.apache.org/licenses/LICENSE-2.0>

ImageMagick (<http://www.imagemagick.org>)  
Copyright 1999-2010 ImageMagick Studio LLC.  
Download: <http://www.imagemagick.org/script/binary-releases.php>  
License: <http://www.imagemagick.org/script/license.php>

ffmpeg (<http://ffmpeg.org/>)

Copyright (C) 2000, 2001, 2002 Fabrice Bellard

Source: <install directory>\src\ffmpeg\r20545\

Download: [http://image\\_magick.veidrodis.com/image\\_magick/binaries/ImageMagick-6.6.5-3-Q16-windows-static.exe](http://image_magick.veidrodis.com/image_magick/binaries/ImageMagick-6.6.5-3-Q16-windows-static.exe)

License (GPL v3): <install directory>\licenses\ImageMagick\Notice-1.txt

Implementation/Integration: This open source product has not been recompiled and a call to binary file is directly made from the code, keeping the binaries totally separate from the Prizm Source Code.

dcraw.exe (<http://www.cybercom.net/~dcoffin/dcraw/>)

Copyright (C) 1997-2008 by Dave Coffin.

Source: <install directory>\src\dcraw\9.03\

Download: [http://image\\_magick.veidrodis.com/image\\_magick/binaries/ImageMagick-6.6.5-3-Q16-windows-static.exe](http://image_magick.veidrodis.com/image_magick/binaries/ImageMagick-6.6.5-3-Q16-windows-static.exe)

License (GPL v3): <install directory>\licenses\ImageMagick\Notice-1.txt

Implementation/Integration: This open source product has not been recompiled and a call to binary file is directly made from the code, keeping the binaries totally separate from the Prizm Source Code.

hp2xx.exe (<http://www.gnu.org/s/hp2xx/>)

Copyright (C) 1998 - 2000 M. Kroeker, 1992 - 1994 H. Werntges.

Source: <install directory>\src\hp2xx\3.4.2\

Download: [http://image\\_magick.veidrodis.com/image\\_magick/binaries/ImageMagick-6.6.5-3-Q16-windows-static.exe](http://image_magick.veidrodis.com/image_magick/binaries/ImageMagick-6.6.5-3-Q16-windows-static.exe)

License (GPL v2): <install directory>\licenses\ImageMagick\hp2xx\_gpl-2.0.txt

Implementation/Integration: This open source product has not been recompiled and a call to binary file is directly made from the code, keeping the binaries totally separate from the Prizm Source Code.

Java Advanced Imaging API (<http://java.sun.com/javase/technologies/desktop/media/jai/>)

Copyright (c) 2006 Sun Microsystems, Inc., 4150 Network Circle, Santa Clara, California 95054, U.S.A. All rights reserved.

Download: [http://download.java.net/media/jai/builds/release/1\\_1\\_3/](http://download.java.net/media/jai/builds/release/1_1_3/)

License: [http://download.java.net/media/jai/builds/release/1\\_1\\_3/LICENSE-jai.txt](http://download.java.net/media/jai/builds/release/1_1_3/LICENSE-jai.txt)

Java Advanced Imaging Image I/O Tools

(<http://java.sun.com/javase/technologies/desktop/media/>)

Copyright (c) 2006 Sun Microsystems, Inc., 4150 Network Circle, Santa Clara, California 95054, U.S.A. All rights reserved.

Download: <http://download.java.net/media/jai-imageio/builds/release/1.1/>

License: [http://download.java.net/media/jai-imageio/builds/release/1.1/LICENSE-jai\\_imageio.txt](http://download.java.net/media/jai-imageio/builds/release/1.1/LICENSE-jai_imageio.txt)

JavaMail 1.4.3 (<http://www.oracle.com/technetwork/java/javamail/index.html>)

Copyright © 2009 Sun Microsystems, Inc., 4150 Network Circle, Santa Clara, California 95054, U.S.A. All rights reserved.

Download: <http://www.oracle.com/technetwork/java/javamail/index-138643.html>

License: [http://download.oracle.com/otn-pub/java/licenses/javamail-1.4.3-oth-JPR\\_license\\_1.html](http://download.oracle.com/otn-pub/java/licenses/javamail-1.4.3-oth-JPR_license_1.html)

JDOM

This product includes software developed by the JDOM Project (<http://www.jdom.org/>).

Copyright (C) 2000-2004 Jason Hunter & Brett McLaughlin. All rights reserved.

Source: <http://www.jdom.org/downloads/source.html>  
Download: <http://www.jdom.org/downloads/index.html>  
License: <install directory>\licenses\jdom\LICENSE.txt  
(<http://www.jdom.org/docs/faq.html#a0030>)

JRE 1.6.0.35 (<http://java.sun.com/products/archive/j2se/6u35/index.html>)  
Copyright © 2006, 2010, Oracle and/or its affiliates. All rights reserved.  
Download: <http://www.oracle.com/technetwork/java/javasebusiness/downloads/java-archive-downloads-javase6-419409.html#jre-6u35-oth-JPR>  
License: <http://www.oracle.com/technetwork/java/javase/terms/license/index.html>

ODF Converter (<http://odf-converter.sourceforge.net/>)  
Copyright (c) 2006-2008, Clever Age, DIaLOGIKa, Sonata Software Ltd All rights reserved.  
Download: <http://sourceforge.net/projects/odf-converter/files/>  
License: <http://odf-converter.sourceforge.net/#license>

OpenOffice.org Portable ([http://portableapps.com/apps/office/openoffice\\_portable](http://portableapps.com/apps/office/openoffice_portable))  
Copyright 2002,2008 Sun Microsystems, Inc.  
Source:  
<http://sourceforge.net/projects/portableapps/files/Source%20%28OpenOffice.org%29/OpenOffice.org%203.2.0%20Source/>  
Downloads:  
[http://sourceforge.net/projects/portableapps/files/OpenOffice.org%20Portable/OpenOffice.org%20Portable%203.2.0/OpenOfficePortable\\_3.2.0\\_English.paf.exe/download](http://sourceforge.net/projects/portableapps/files/OpenOffice.org%20Portable/OpenOffice.org%20Portable%203.2.0/OpenOfficePortable_3.2.0_English.paf.exe/download)  
[http://sourceforge.net/projects/portableapps/files/OpenOffice.org%20Portable/OpenOffice.org%20Portable%203.0/OpenOffice.org\\_Portable\\_3.0\\_en-us.paf.exe/download](http://sourceforge.net/projects/portableapps/files/OpenOffice.org%20Portable/OpenOffice.org%20Portable%203.0/OpenOffice.org_Portable_3.0_en-us.paf.exe/download)  
License (LGPL v3): <install directory>\licenses\OpenOfficePortable\license.txt  
Implementation/Integration: This open source product has not been recompiled and a call to binary file is directly made from the code, keeping the binaries totally separate from the Prizm Source Code.

LibreOffice Portable (<http://PortableApps.com/LibreOfficePortable>)  
Publisher: The Document Foundation & PortableApps.com (John T. Haller)  
License: LibreOffice is licensed under the GNU Lesser General Public License (LGPLv3).  
Source PortableApps.com Launcher:  
[http://portableapps.com/apps/development/portableapps.com\\_launcher](http://portableapps.com/apps/development/portableapps.com_launcher)  
Source LibreOffice: <http://download.documentfoundation.org/libreoffice/src/>  
Downloads:  
[http://portableapps.com/bouncer?t=http%3A%2F%2Fdownload.documentfoundation.org%2Flibreoffice%2Fportable%2F4.0.1%2FLibreOfficePortable\\_4.0.1\\_MultilingualAll.paf.exe](http://portableapps.com/bouncer?t=http%3A%2F%2Fdownload.documentfoundation.org%2Flibreoffice%2Fportable%2F4.0.1%2FLibreOfficePortable_4.0.1_MultilingualAll.paf.exe)

Inkscape Portable ([http://portableapps.com/apps/graphics\\_pictures/inkscape\\_portable](http://portableapps.com/apps/graphics_pictures/inkscape_portable))  
Publisher: PortableApps.com (Chris Morgan) and the Inkscape team  
License: Inkscape is licensed under GNU General Public License version 2.0 (GPLv2)  
Source PortableApps.com Launcher:  
[http://portableapps.com/apps/development/portableapps.com\\_launcher](http://portableapps.com/apps/development/portableapps.com_launcher)  
Source Inkscape: <http://sourceforge.net/projects/inkscape/files/>  
Downloads:  
[http://portableapps.com/bouncer?t=http%3A%2F%2Fdownloads.sourceforge.net%2Finkscape%2FInkscapePortable\\_0.48.4-1.paf.exe](http://portableapps.com/bouncer?t=http%3A%2F%2Fdownloads.sourceforge.net%2Finkscape%2FInkscapePortable_0.48.4-1.paf.exe)

Implementation/Integration: This open source product has not been recompiled and a call to binary file is directly made from the code, keeping the binaries totally separate from the Prizm Source Code.

String Search (<http://johannburkard.de/software/stringsearch/>)  
StringSearch - high-performance pattern matching algorithms in Java  
Copyright (c) 2003-2010 Johann Burkard  
Download: <http://johannburkard.de/software/stringsearch/>  
License: <http://johannburkard.de/software/stringsearch/copying.txt>

The Legion of the Bouncy Castle  
Copyright (c) 2000-2009 The Legion Of The Bouncy Castle (<http://www.bouncycastle.org>)  
Download: [http://bouncycastle.org/latest\\_releases.html](http://bouncycastle.org/latest_releases.html)  
License: <http://www.bouncycastle.org/licence.html>

Touch.exe ([http://www.codeproject.com/KB/applications/touch\\_win.aspx](http://www.codeproject.com/KB/applications/touch_win.aspx))  
Copyright 2002 by Jörgen Sigvardsson  
Download: [http://www.codeproject.com/KB/applications/touch\\_win.aspx](http://www.codeproject.com/KB/applications/touch_win.aspx)  
License: [http://www.codeproject.com/KB/applications/touch\\_win.aspx](http://www.codeproject.com/KB/applications/touch_win.aspx)

JTNEF (<http://www.freeutils.net/source/jtnef/>)  
The JTNEF package used in this product is copyright (c) 2003-2010 by Amichai Rothman.  
JavaBeans Activation Framework  
(<http://www.oracle.com/technetwork/java/javase/downloads/index-135046.html>)  
Download: <http://www.oracle.com/technetwork/java/javasebusiness/downloads/java-archive-downloads-java-plat-419418.html#jaf-1.1-fr-oth-JPR>  
License: [http://download.oracle.com/otn-pub/java/licenses/jaf-1.1-mrel-spec-oth-JPR\\_license\\_1.html](http://download.oracle.com/otn-pub/java/licenses/jaf-1.1-mrel-spec-oth-JPR_license_1.html)

SWF Tools (<http://www.swftools.org>)  
Source: <install directory>/src/SWFTools/0.9.0/  
Download: <http://www.swftools.org/swftools-0.9.0.exe>  
License (GPL v2): <install directory>/licenses/SWF Tools/gpl-2.0.txt  
Implementation/Integration: This open source product has not been recompiled and a call to binary file is directly made from the code, keeping the binaries totally separate from the Prizm Source Code.

Tanuki Java Service Wrapper (<http://www.tanukisoftware.com>)  
Copyright (C) 1999, 2010 Tanuki Software, Ltd. All rights reserved.  
The Software Program includes software and documentation components developed in part by Silver Egg Technology, Inc. ("SET") prior to 2001 and released under the following license.

Copyright (c) 2001 Silver Egg Technology  
Permission is hereby granted, free of charge, to any person obtaining a copy of this software and associated documentation files (the "Software"), to deal in the Software without restriction, including without limitation the rights to use, copy, modify, merge, publish, distribute, sub-license, and/or sell copies of the Software, and to permit persons to whom the Software is furnished to do so, subject to the following conditions:

The above copyright notice and this permission notice shall be included in all copies or substantial portions of the Software.

GraphicsUtil (<http://www.dncompute.com/blog/2008/07/17/graphicsutil-a-utility-class-for-drawing-arrows.html>)  
Copyright (c) 2008 Noel Billig ([www.dncompute.com](http://www.dncompute.com))  
Download: <http://www.dncompute.com/blog/2008/07/17/graphicsutil-a-utility-class-for-drawing-arrows.html>  
License: MIT (in source)

URL Validator (<http://ctrloptcmd.com/archives/587/actionsript-3-url-validator-class/>)  
Copyright 2009 Martin Jacobsen  
Download: <http://ctrloptcmd.com/as3/URLValidator.as>  
License: (in source)

jQuery (<http://jquery.org/>)  
Copyright (c) 2011 John Resig  
Download: [http://docs.jquery.com/Downloading\\_jQuery](http://docs.jquery.com/Downloading_jQuery)  
License: <http://jquery.org/license/>

Lazy Load - jQuery plugin for lazy loading images (<http://www.appelsiini.net/projects/lazyload>)  
Copyright (c) 2007-2009 Mika Tuupola  
Download: <http://www.appelsiini.net/projects/lazyload>  
License: <http://www.opensource.org/licenses/mit-license.php>

jQuery.ScrollTo (<http://plugins.jquery.com/project/ScrollTo>)  
Copyright (c) 2007-2009 Ariel Flesler  
Download: <http://plugins.jquery.com/node/635/release>  
License: MIT (in source)

ScrollView - jQuery plugin (<http://code.google.com/p/jquery-scrollview/>)  
Copyright (c) 2009 Toshimitsu Takahashi  
Download: <http://code.google.com/p/jquery-scrollview/downloads/detail?name=jquery.scrollview.js&can=2&q=>  
License: <http://www.opensource.org/licenses/mit-license.php>

Viewport - jQuery selectors for finding elements in viewport (<http://www.appelsiini.net/projects/viewport>)  
Copyright (c) 2008-2009 Mika Tuupola  
Download: <http://www.appelsiini.net/projects/viewport>  
License: <http://www.opensource.org/licenses/mit-license.php>

transform: A jQuery cssHooks adding cross-browser 2d transform capabilities to \$.fn.css() and \$.fn.animate() (<https://github.com/louisremi/jquery.transform.js>)  
Copyright 2011 @louis\_remi  
Download: <https://github.com/louisremi/jquery.transform.js>  
License: MIT (<https://github.com/louisremi/jquery.transform.js>)

jQuery UI (<http://jqueryui.com/>)  
Copyright (c) 2011 Paul Bakaus  
Download: <http://jqueryui.com/download>  
License: <http://jquery-ui.googlecode.com/svn/tags/latest/MIT-LICENSE.txt>

jquery.waitforimages (<http://alexanderdickson.com/blog/2011/02/a-new-jquery-plugin-2/>)  
Copyright (c) 2011 Alex Dickson

Download: <https://github.com/alexanderdickson/waitForImages>  
License: <https://github.com/alexanderdickson/waitForImages/blob/master/README.md>

jQuery Context Menu Plugin (<http://abeautifulsite.net/blog/2008/09/jquery-context-menu-plugin/>)

Copyright A Beautiful Site, LLC

Download: <http://abeautifulsite.net/blog/2008/09/jquery-context-menu-plugin/>

License: MIT (in source)

jqprint (<http://plugins.jquery.com/project/jqPrint>)

Provided by Eros Fratini - [eros@recoding.it](mailto:eros@recoding.it)

Download: <http://plugins.jquery.com/node/8069/release>

License: <http://www.opensource.org/licenses/mit-license.php>

jQuery Patch (<http://www.zachstronaut.com/posts/2009/08/07/jquery-animate-css-rotate-scale.html>)

2009-2010 Zachary Johnson [www.zachstronaut.com](http://www.zachstronaut.com)

Download: <https://github.com/zachstronaut/jquery-animate-css-rotate-scale/>

License: MIT (<https://github.com/zachstronaut/jquery-animate-css-rotate-scale/blob/master/README>)

Google Translate API for .NET (<http://code.google.com/p/google-api-for-dotnet/>)

Copyright (c) 2008-2009 iron9light

Download: <http://code.google.com/p/google-api-for-dotnet/downloads/list>

License: <http://www.opensource.org/licenses/mit-license.php>

Other Terms: <http://code.google.com/apis/language/translate/terms.html>

SWFObject (<http://code.google.com/p/swfobject/>)

Provided by [code.google.com](http://code.google.com)

Download: <http://code.google.com/p/swfobject/downloads/list>

License: <http://www.opensource.org/licenses/mit-license.php>

Windows Installer XML (Wix) toolset

Copyright (c) 2004, Outercurve Foundation

Download: <http://wixtoolset.org/releases/v3.7.1015.0>

License: <http://opensource.org/licenses/ms-rl>

as3crypto

Copyright (c) 2007 Henri Torgemane

Download: <http://as3crypto.googlecode.com/files/Crypto.zip>

License: <http://as3crypto.googlecode.com/svn/trunk/as3crypto/LICENSE.txt>

## 2 Preface

This document describes how to install Prizm Content Connect Integration for Documentum on Windows Server.

### 2.1 *Intended Audience*

This manual is intended for IT developers and administrators. Some familiarity with Java, JavaScript, and Windows OS is expected.

## 3 Revision History

The following changes have been made to this document.

<b>Revision History</b>	<b>Revision Date Description</b>
Oct 2011	Updated for version 4.6.3
Feb 2012	Updated for version 5.0
May 2012	Updated for version 5.1
October 2012	Updated for version 6.0
March 2013	Updated for version 7.0

Table of Contents

<b>1</b>	<b>ATTRIBUTIONS, NOTICES &amp; COPYRIGHTS .....</b>	<b>3</b>
<b>2</b>	<b>PREFACE .....</b>	<b>9</b>
2.1	INTENDED AUDIENCE.....	9
<b>3</b>	<b>REVISION HISTORY.....</b>	<b>9</b>
<b>4</b>	<b>TABLE OF CONTENTS .....</b>	<b>10</b>
<b>5</b>	<b>INTRODUCTION .....</b>	<b>11</b>
5.1	SPECIFICATIONS: SERVER .....	11
5.2	SPECIFICATIONS: CLIENT.....	11
<b>6</b>	<b>INSTALLATION OF PRIZM CONTENT CONNECT .....</b>	<b>11</b>
<b>7</b>	<b>INSTALLATION OF DOCUMENTUM INTEGRATION COMPONENTS .....</b>	<b>12</b>
7.1	ASSUMPTIONS.....	12
7.2	DEPLOYING ON TOMCAT .....	12
7.3	DEPLOYING ON JBOSS .....	16
<b>8</b>	<b>CONFIGURATION.....</b>	<b>19</b>
8.1	FILE ASSOCIATIONS .....	19
8.2	ENABLING ANNOTATIONS.....	20

## 5 Introduction

Prizm Content Connect is a web-based online document viewer that can be embedded into any web page or web application. It is fast and fully customizable, and enables conversion of virtually any type of document (including Microsoft Word, or Excel, or PowerPoint document) to an Adobe ® Flash ® file (.swf). This file can be shared with other users who do not have the default viewing applications installed on their machines. These files can also be published over the web and accessed from anywhere in the world, or viewed with Adobe ® Flash ® Player across various platforms. The formatting, graphics, fonts, special characters, and colors of source documents are retained, regardless of the application used to create the original document.

### 5.1 *Specifications: Server*

#### 5.1.1 Supported Operation Systems

The operating systems listed here have been tested with Prizm Content Connect Server and are officially supported:

- Windows 2003 Enterprise
- Windows 2003 Enterprise x64
- Windows 2003 Standard
- Windows 2003 Standard x64
- Windows Server 2008 R2
- Windows Vista
- Windows Server 2008 x64
- Windows Vista x64
- Windows XP 32 & x64
- Windows 2000 32 & x64
- Windows 7 x64

#### 5.1.2 System Requirements

- Minimum 2GB RAM (Recommended 4GB+ RAM)
- 450 MB of free disk space
- Internet Explorer 5+ or Mozilla Firefox 2+

### 5.2 *Specifications: Client*

Prizm Content Connect is compatible with any JavaScript-enabled modern browser with Adobe Flash 9.0+ Plug-in (minimum) installed.

## 6 Installation of Prizm Content Connect

Installation of Prizm Content Connect is a prerequisite for installing the PCC Documentum Edition integration components, and the installation process is very straightforward for the Windows environment. Please complete the setup instructions in the PCC Windows Installation Guide before installing the Documentum integration components as specified in this document.

# 7 Installation of Documentum Integration Components

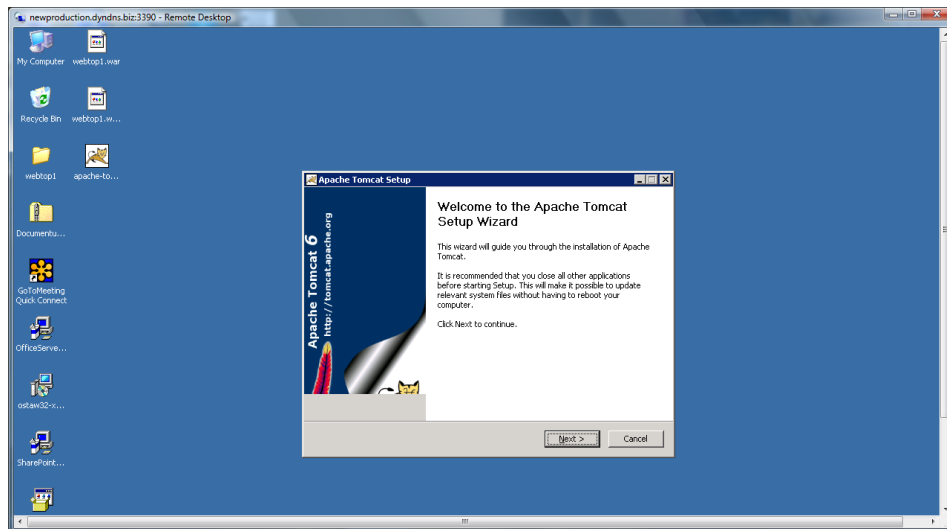
## 7.1 Assumptions

This document assumes the following:

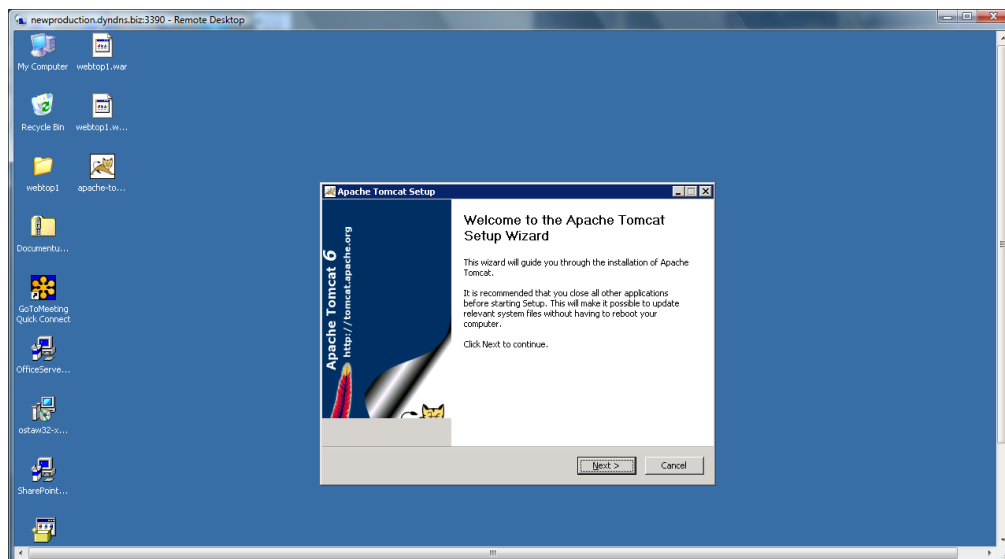
- You have installed Prizm on same server as Documentum
- You have installed Prizm following the Install Guide Steps. Make a note of the location where you installed Prizm, specifically if that location is not the C:\Prizm directory.
- You have some sample documents in Documentum Repository

## 7.2 Deploying on Tomcat

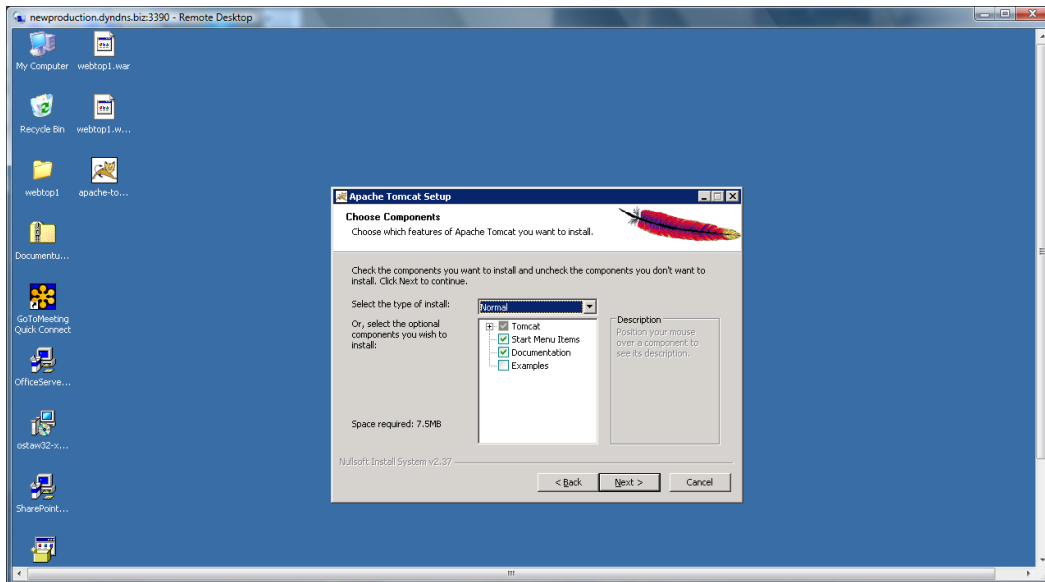
Download Tomcat 6 from the Apache website. Check the Webtop release notes to ensure the proper version is downloaded.



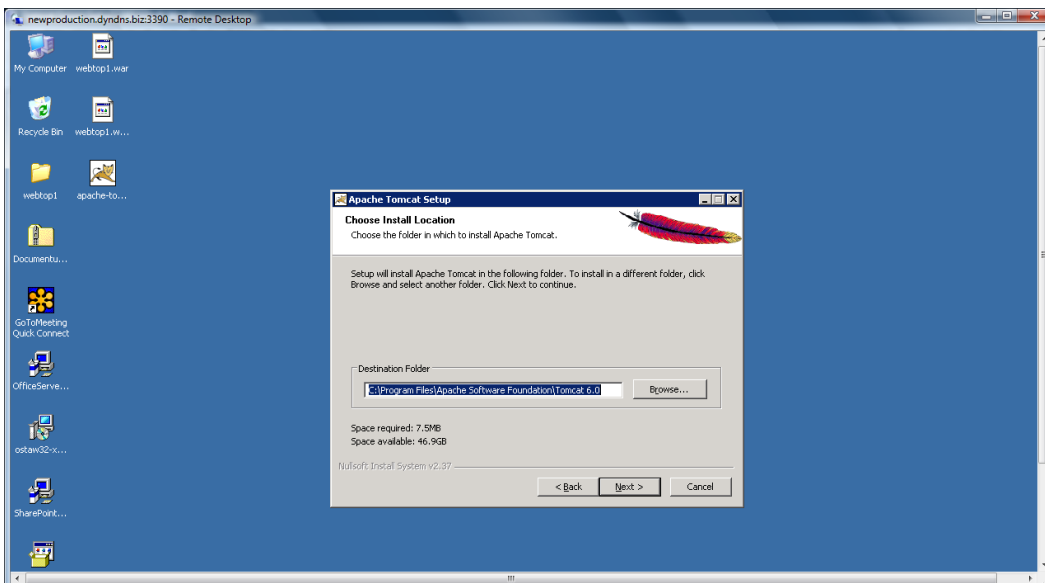
Start the installation process by clicking the executable file. The welcome screen appears, click NEXT and proceed with the install.



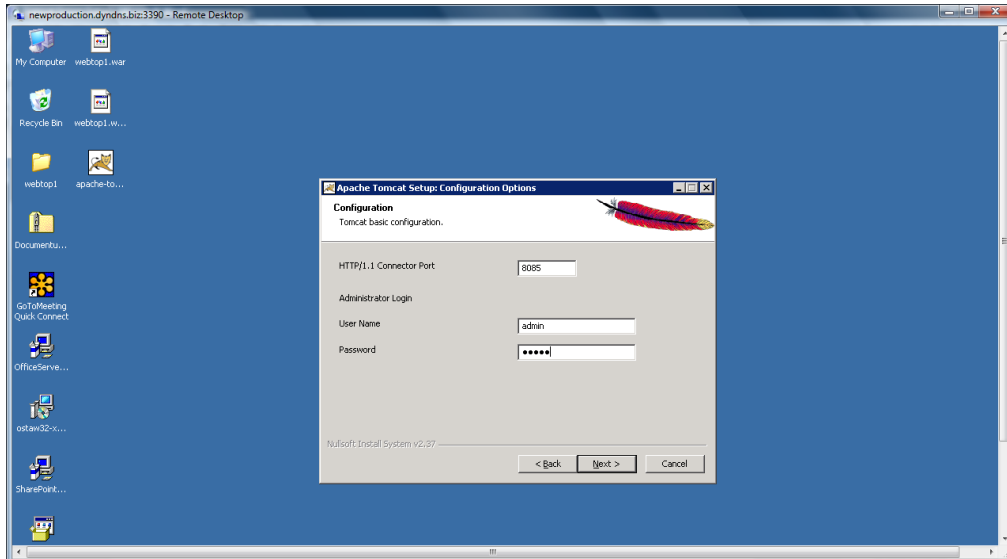
When the “choose component” screen appears, leave the default selected and click NEXT to proceed with the installation.



The Tomcat installation directory wizard appears. Choose the Tomcat installation directory C:\Program Files\Apache Software Foundation\Tomcat 6.0

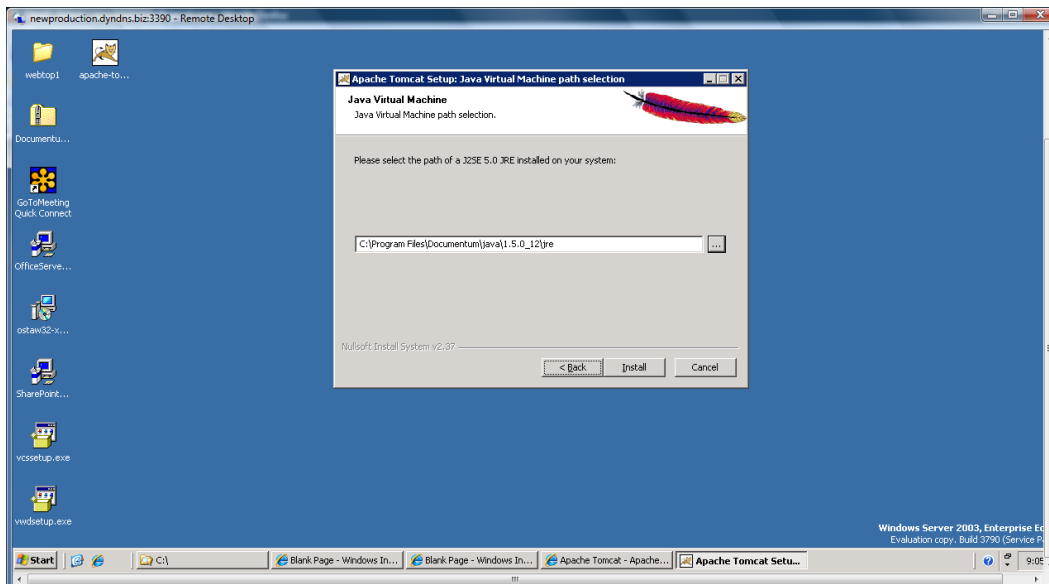


The Tomcat server configuration wizard appears. Enter the server details as below.



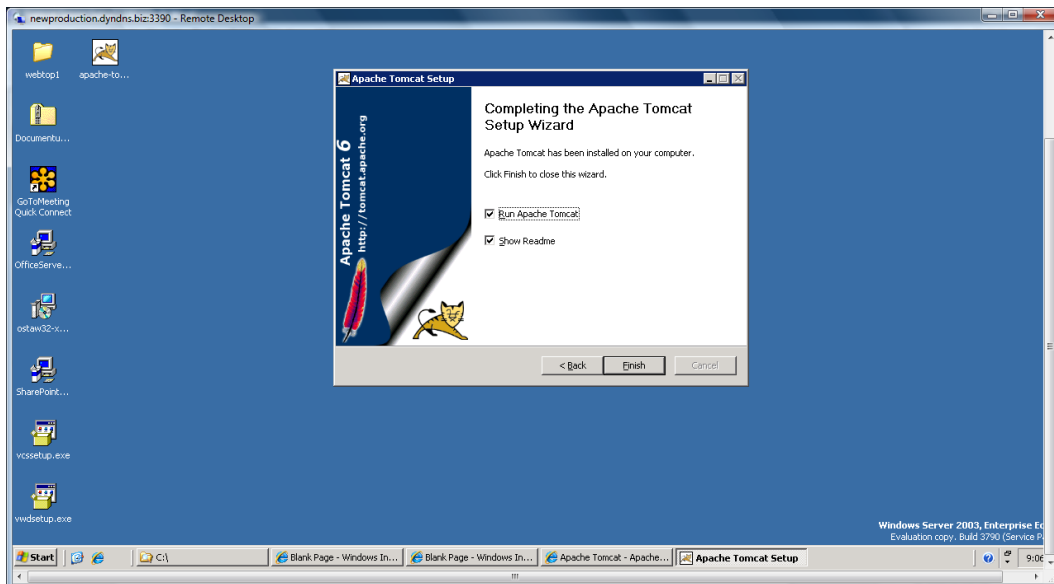
port = 8085  
administrator : admin  
admin password : admin

The Java Virtual machine wizard appears. Select the JRE for the Tomcat server.



C:\Program Files\Documentum\java\1.5.0\_12\jre

The finish wizard appears. Click Finish to complete the installation.



1) Disable pooling for JSP compiler in the default web.xml.

Eg: *C:\Program Files\Apache Software Foundation\Tomcat 6.0\conf\web.xml*

```
<servlet>
  <servlet-name>jsp</servlet-name>
  <servlet-class>org.apache.jasper.servlet.JspServlet</servlet-class>
  <init-param>
    <param-name>fork</param-name>
    <param-value>>false</param-value>
  </init-param>
  <init-param>
    <param-name>enablePooling</param-name>
    <param-value>>false</param-value>
  </init-param>
  <init-param>
    <param-name>xpoweredBy</param-name>
    <param-value>>false</param-value>
  </init-param>
  <load-on-startup>3</load-on-startup>
</servlet>
```

2) Configure Tomcat server:

Adding Documentum Config folder to classpath:

Open the tomcat configuration console  
Navigate to the JAVA TAB.  
Add the Documentum config directory to the JAVA CLASSPATH.

Eg: *C:\Documentum\config*

- 3) Deploy the viewer on Webtop:
  - a. Download the Documentum project files from your product registration email and unzip them.
  - b. Browse to *C:\Program Files\Apache Software Foundation\Tomcat 6.0\webapp\webtop* folder.
  - c. Copy *<zip contents>\adeptol* folder to *webtop\adeptol*.
  - d. Copy *<zip contents>\custom\app.xml* to *webtop\custom\app.xml* folder. If there is an *app.xml* already there, replace it.
  - e. Copy *<zip contents>\WEB-INF\lib\adeptol\_classes.jar* to *webtop\WEB-INF\lib\adeptol\_classes.jar*
  - f. Copy *c:\prizm\ViewerEnterpriseAnnotation.swf* to *webtop\adeptol\jsp\ajaxviewer\ViewerEnterpriseAnnotation.swf*
- 4) If you installed Prizm in a location other than *C:\Prizm*, you will need to update the *webtop\adeptol\config\component\document\_view\_component.xml*. Within this document update the value of the "installLocation" node to reflect the location that you installed Prizm.
- 5) Create a folder for storing markup and temp/cached files.

The default location that the Documentum project files look for are *C:\tempcache*, however you may choose another location if you prefer.

After you create this folder, set permissions to allow reading and writing by the Tomcat server. Note, a quick way to ensure you have the correct permissions for the folder is to give all users read and write access to these folders, however this is not the recommended practice for a production environment.

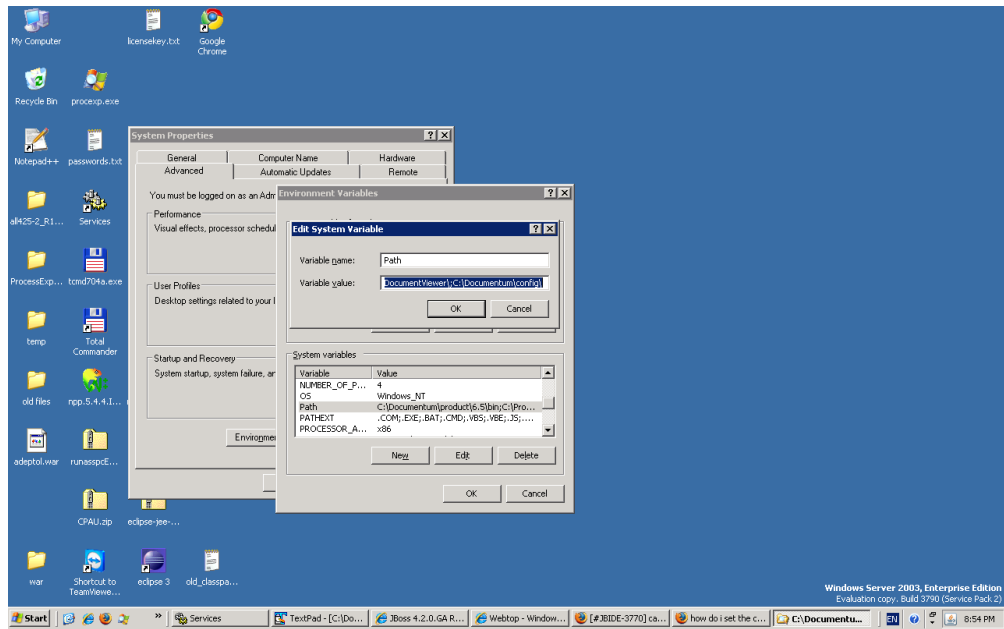
If you chose a location other than *C:\tempcache*, update the values of the xml nodes "documentLocation" and "targetDocumentLocation" in *webtop\adeptol\config\component\document\_view\_component.xml*. The value of these nodes should reflect the directory you created for storing the markup and temp/cache files. Note that it is necessary to restart the Tomcat service after making any changes to this configuration file.

- 6) Restart the Tomcat service.
- 7) Open the webtop url and test the application: <http://localhost:8085/webtop>

### **7.3 Deploying on JBoss**

- 1) Add the DOCUMENTUM CONFIG folder to the PATH environment in the System variables

Eg: Add *C:\Documentum\config|* to *PATH* env



- 2) Append DOCUMENTUM CONFIG folder to the JBOSS class path in run.bat file in C:\Documentum\jboss4.3.0\bin

Eg:

```
set JBOSS_CLASSPATH=%RUN_CLASSPATH%;C:\Documentum\config
```

```

TextPad - [C:\Documentum\jboss4.2.0\bin\run.bat]
File Edit Search View Tools Macros Configure Window Help
Document Selector
run.bat
47 REM dctx set JAVA_HOME for DCTX
48 rem the eclipse jdt compiler and javassist has its own internal compiler
49 if exist C:\Documentum\jboss4.2.0\jdk (
50     set JAVA_HOME=C:\Documentum\jboss4.2.0\jdk
51 )
52 goto ADD_TOOLS
53
54 if not "%JAVA_HOME%" == "" goto ADD_TOOLS
55
56 set JAVA=java
57
58 echo JAVA_HOME is not set. Unexpected results may occur.
59 echo Set JAVA_HOME to the directory of your local JDK to avoid this message.
60 goto SKIP_TOOLS
61
62 :ADD_TOOLS
63
64 set JAVA=%JAVA_HOME%\bin\java
65
66 rem A full JDK with toos.jar is not required anymore since jboss web packages
67 rem the eclipse jdt compiler and javassist has its own internal compiler.
68 if not exist "%JAVA_HOME%\lib\tools.jar" goto SKIP_TOOLS
69
70 rem If exists, point to the JDK javac compiler in case the user wants to
71 rem later override the eclipse jdt compiler for compiling JSP pages.
72 set JAVAC_JAR=%JAVA_HOME%\lib\tools.jar
73
74 :SKIP_TOOLS
75
76 rem If JBOSS_CLASSPATH or JAVAC_JAR is empty, don't include it, as this will
77 rem result in including the local directory in the classpath, which makes
78 rem error tracking harder.
79 if not "%JAVAC_JAR%" == "" set RUNJAR=%JAVAC_JAR%;%RUNJAR%
80 if "%JBOSS_CLASSPATH%" == "" set RUN_CLASSPATH=%RUNJAR%
81 if "%RUN_CLASSPATH%" == "" set RUN_CLASSPATH=%JBOSS_CLASSPATH%;%RUNJAR%
82
83 set JBOSS_CLASSPATH=%RUN_CLASSPATH%;C:\Documentum\config
84
85 REM DCTX Additional settings
86 if not "%PRE_CLASSPATH%" == "" set JBOSS_CLASSPATH=%PRE_CLASSPATH%;%JBOSS_CLASSPATH%
87 if not "%POST_CLASSPATH%" == "" set JBOSS_CLASSPATH=%JBOSS_CLASSPATH%;%POST_CLASSPATH%
88
89
90 rem Setup JBoss specific properties
91 set JAVA_OPTS=%JAVA_OPTS% -Dprogram.name=%PROGNAME% -DINF_CONFIGURATION_PATH="C:/ajaxdctx/config/" -server -Xms640m -Xmx640m
92
93 rem Add -server to the JVM options, if supported
94 "%JAVAC%" -version 2>&1 | findstr /I hotspot > nul
95 if not errorlevel == 1 (set JAVA_OPTS=%JAVA_OPTS% -server)
96
97 rem JVM memory allocation pool parameters. Modify as appropriate.

```

- 3) Download the Documentum project files from your product registration email and unzip them.
  - a. Browse to the `C:\Documentum\jboss4.2.0\server\DctxMethodServer\deploy\webtop.war` folder.
  - b. Copy the `<zip contents>\adeptol` folder to `webtop.war\adeptol`.
  - c. Copy `<zip contents>\custom\app.xml` to `webtop.war\custom\app.xml`. If there is an `app.xml` already there, replace it.
  - d. Copy `<zip contents>\WEB-INF\lib\adeptol_classes.jar` to `webtop.war\WEB-INF\lib\adeptol_classes.jar`
  - e. Copy `C:\prizm\ViewerEnterpriseAnnotation.swf` to `webtop.war\adeptol\jsp\ajaxviewer\ViewerEnterpriseAnnotation.swf`
- 4) If you installed Prizm in a location other than `C:\Prizm`, you will need to update the `webtop.war\adeptol\config\component\document_view_component.xml`. Within this document update the value of the "installLocation" node to reflect the location that you installed Prizm.
- 5) Create a folder for storing markup and temp/cached files.

The default location that the Documentum project files look for are `C:\tempcache`, however you may choose another location if you prefer.

After you create this folder, set permissions to allow reading and writing by the JBoss server and the Prizm service. Note, a quick way to ensure you have the correct permissions for the folder is to give all users read and write access to these folders, however this is not the recommended practice for a production environment.

If you chose a location other than `C:\tempcache`, update the values of the xml nodes "documentLocation" and "targetDocumentLocation" in `webtop\adeptol\config\component\document_view_component.xml`. The value of these

nodes should reflect the directory you created for storing the markup and temp/cache files. Note that it is necessary to restart the JBOSS server after making any changes to this configuration file.

- 6) Restart the JBOSS server
- 7) Open the webtop url and test the application: <http://localhost:9080/webtop>

## 8 Configuration

This chapter contains information regarding configuring PCC Documentum Edition.

### 8.1 File Associations

Documentum is able to recognize several file formats like Microsoft Office and PDF, and those files can be opened in the Viewer with no issues. However for some file formats, an association in Documentum may need to be set. This section describes how to set that association.

#### Associating new file types in Documentum:

- 1) Log in to Documentum Administrator and check the formats object, when the format object exists for the dos extension of the file that needs to be displayed in viewer.

If that file format object is not found, execute this DQL

```
CREATE dm_format object
set name='doc'
set description='Microsoft Word 97/2000/XP'
set dos_extension='.doc'
```

where name = name of the format object  
description = product name or description like "Open office document" etc  
dos\_extension = dos\_extension of the file (e.g for open office it will be like .odt)

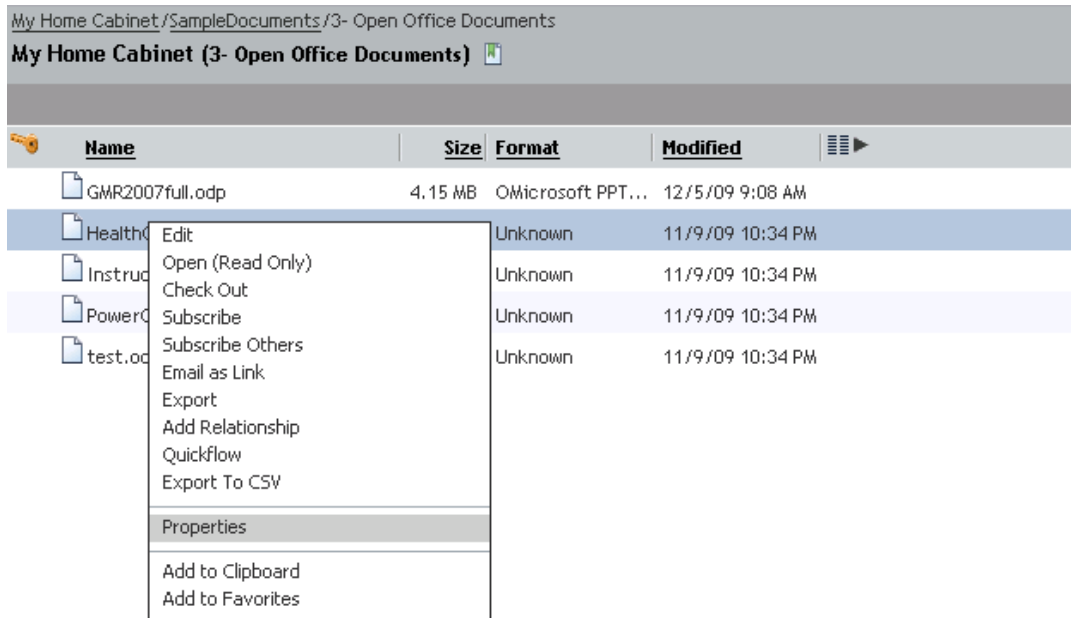
- 2) For new file types, in the Webtop war file, extract/ UNZIP the war file and navigate to / adeptol / app.xml  
Open the app.xml and make sure that an entry exists for the new format, so for open office an entry should exist like

```
<adeptol_supported_formats>
  <format name='html' description='HTML Document' dos_extension='.htm' />
  <format name='cpp' description='C C++' dos_extension='.cpp' />
  <format name='odt' description='Open Document Text' dos_extension='.odt' />
  <format name='ott' description='Open Document Text' dos_extension='.ott' />
```


If the file format is not there, simply add a new line for that and repeat step 1.

#### Associating existing file types in Documentum:

- 1) Login in to Documentum Administrator
- 2) Right click on the file and click on properties



- 3) Click on **Show all properties** checkbox to see all document properties
- 4) Change the Format with the file extension



## 8.2 Enabling Annotations

This process is different from versions of PCC Documentum Edition prior to version 6.0.

Annotations are enabled through your PCC license. When you install a PCC license that enables annotations, the viewer will automatically have annotations enabled.